

# L05G Standard T8 LED TUBE

The world's most excellent & unique designed LED tube for all indoor lighting.



## Key Features

- \*Aluminium PCB Better Heat Dissipation than FR4
- \*Isolating Driver Inside
- \*VDE/TUV/UL Certifications
- \*Patented 180Deg Rotating End Cap Design
- \*3 Year Warranty
- \*50,000H Lifetime
- \*Up to 70% Energy Saving
- \*High Color Rendering Index CRI>80
- \*Just replace Starter with LED Fuse for retrofit
- \*Single End Power anti Electric Shock
- \*Light Source:SMD 3528 LED
- \*Operation Temperature:-20°C to 40°C
- \*Voltage Input:AC100-277V
- \*Beam Angle:120°
- \*PF≥0.93
- \*Power Efficiency:≥0.87



## Parameter

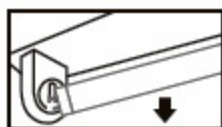
Model	Power(w)	Size(mm)	LEDs(pcs)	Color	CRI	Frosted Lens		Clear Lens	
						Lumen	Lm/W	Lumen	Lm/W
ER-L05G-60N	11	26*588	108	4000K	>80	1045	95	1155	105
ER-L05G-90N	17	26*894	168	4000K	>80	1615	95	1785	105
ER-L05G-120N	20	26*1198	220	4000K	>80	1900	95	2100	105
ER-L05G-150N	24	26*1498	240	4000K	>80	2280	95	2520	105

\*3000K,5500K,6500K available also

## INSTALLATION INSTRUCTION



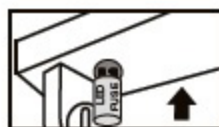
1. Turn off the power



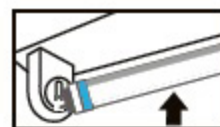
2. Take out the fluorescent tube



3. Take out the starter



4. Install LED fuse

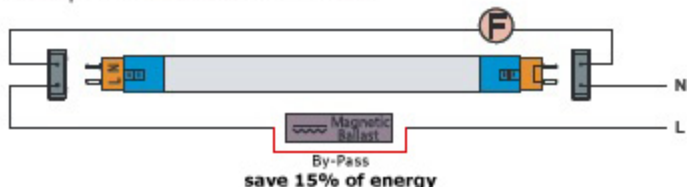


5. Install LED tube

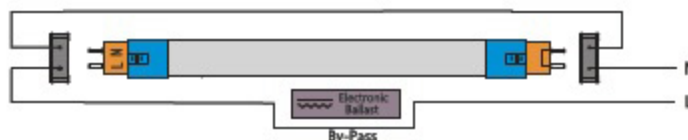


6. Turn on the power

1. Just replace Starter with FUSE for retrofit



2. Electronic ballast must be by-passed by a registered electrician.



**ATTENTION:** Only suitable for battens with magnetic ballast, not electronic ballast.