



60M TWIN PHOTOELECTRIC BEAM SENSOR

2BH60



NEW DESIGN ENHANCED WATERPROOF FUNCTION

FEATURES :

- New mechanics design with cup shape could protect the detector from effect of heavy rain enhanced environment function.
- Automatic Gain Control (A.G.C.) Circuit.
- High Grade Aspheric Lens.
- Adjustable Response Time.
- IP Rating : IP 55
- External visible light protection.

ISO:9001 CE FC

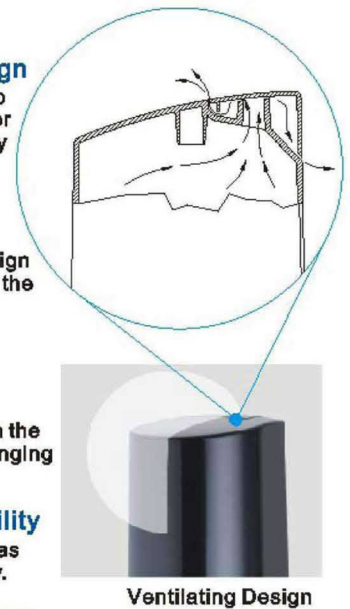
60M TWIN PHOTOELECTRIC BEAM SENSOR

2BH60

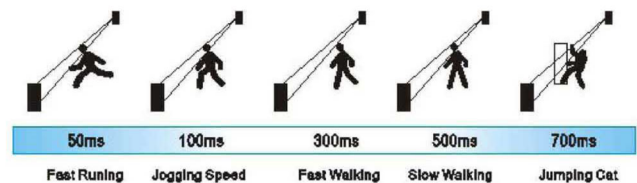


FEATURES :

- Waterproof function design**
 New mechanics design with cup shape could protect the detector from effect of rain , dust and tiny insects.
- Cover Case with Ventilating Design**
 Cover case with ventilating design to provide an opening to permit the escape of interior humidity.
- A.G.C. (Automatic Gain Control) Circuit**
 The A.G.C. Circuit continually monitors for gradual changes in the signals strength caused by changing weather conditions.
- 99% Beam blocking stability**
 Enabling stable operation with as much as 99% loss beam energy.
- Adjustable Response Time**
 Response time is adjustable from 0.05~0.7 sec according to environment situation.



Ventilating Design



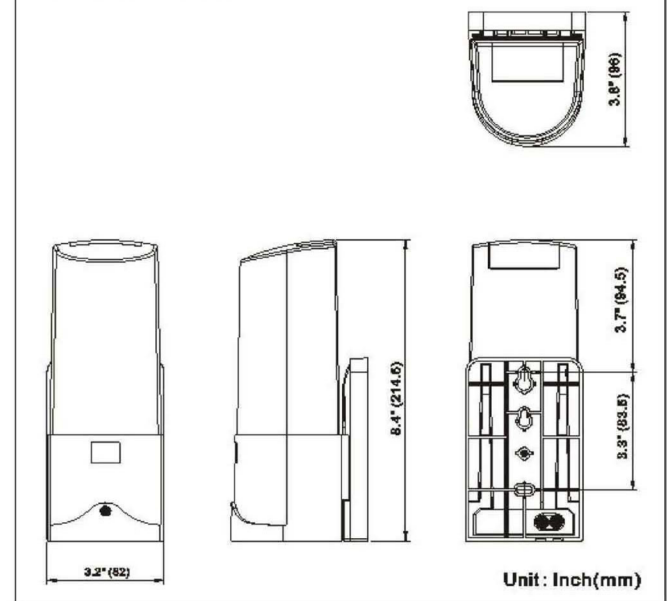
50ms 100ms 300ms 500ms 700ms
Fast Running Jogging Speed Fast Walking Slow Walking Jumping Cat

MODEL	2BH60
Detection Distance	Outdoor 200ft. (60m) Indoor 400ft. (120m)
Max. Arrival Distance	2000ft (600m)
Current Consumption	42mA (max)
Power Supply	10.5V~28VDC(Non_Polarity)
Detection System	Simultaneous breaking of 2 beams
Response Time	50msec~700msec(Adjustable)
Alam Output	Dry connect relay NC./NO. 0.2A/28VDC Contact action: 2 sec(Receiver)
Tamper Output	Dry connect relay NC. 0.2A/28VDC Action: cover is detached.
Alam LED	Red LED (Receiver) lights when an alarm is initiated.
Functions	RF-Monitor Jack, Meter Monitor Jack output.AGC circuit.
Alignment Angle	Horizontal $\pm 90^\circ$ • Vertical $\pm 5^\circ$
Operating Temperature	-13 $^\circ$ F to +131 $^\circ$ F (-25 $^\circ$ C ~ +55 $^\circ$ C)
IP Rating	IP 55
Mounting Positions	Indoor / Outdoor
Wiring	Terminals
Weight	30.5oz (865g)
Dimensions	W82 x H214.5 x D96 mm
Standard Accessoris	Attenuation Sheet x 1 , Screws(4x20 Self tapping) x 4
Option	U-Shaped Brackets x 2 , Screws(4x20) x 8 , Mounting Plate x 2

Note :

- This unit is designed to detect an intruder and activate an alarm control panel. Being only part of complete system, we cannot assume responsibility for theft or damages, should it occur.
- Specifications and design are subject to change without prior notice.
- 請勿隨意拆卸本產品，而導致產品損壞情形發生。

DIMENSIONS:



No-A051E16-02



Εθνάρχου Μακαρίου 5, 173 43 Άγιος Δημήτριος, T: 210 9716046, F: 210 9754864,
E: contact@sigmasec.gr, URL: www.sigmasec.gr