


DIGITAL VIDEO CAMERA


User manual

Hidden Type Camera



AV-32DS-20

Interface



Warning & Attention

WARNING

Please don't open camera, it's with danger of electronic shock.

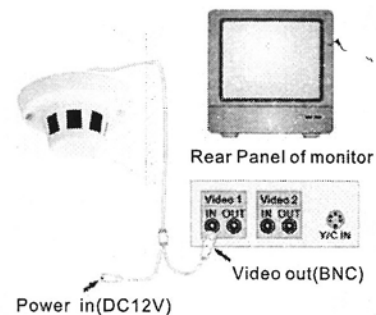
Attention:
To reduce the danger of electronic shock, please don't open the case (or back cover) of camera; everything is on the surface of camera for user operation, please seek help from qualified professionals for repair.

! Attention items:

- Don't touch CCD or lens;
- Make camera away from violent attack;
- Don't use any unidentified power supply;
- Make camera lens away from strong light;
- Avoid installation in unstable places (shake, wet, high temperature, cold, etc);
- Avoid operation out of the following conditions, temperature: -20°C ~ +50°C, humidity: less than 85%;

Installation

-
1. Fix the camera on the ceiling;
 2. Turn the camera to a suitable position;
 3. Fasten the camera on the ceiling;



4. Connect the camera to the monitor.

! Attention:

- Be sure to connect power supply after all installation completed;
- Connect GND end with ground;

Specification

Model	AV-32DS-20
Camera Device	Color camera
Image Sensor	1/3" SUPER HAD CCD
Effective pixels	PAL:500(H)x582(V) NTSC:510(H)x492(V)
Sensor area	4.9mmX3.7mm
Signal system	PAL / NTSC
Horizontal resolution	420TVL
Minimum illumination	0.8 Lux /F2.0
Electronic shutter	Auto:1/50(1/60)-1/100,000Sec
S/N ratio	>48dB
Gamma	0.45
Lens	3.6mm (Optional 4mm, 6mm, 8mm)
Video output	1.0Vp-p, 75Ω
Power supply	DC 12V±10%
Power consumption	less than 3.0W

Specifications are subject to change without notice